

How to Join Google Classroom

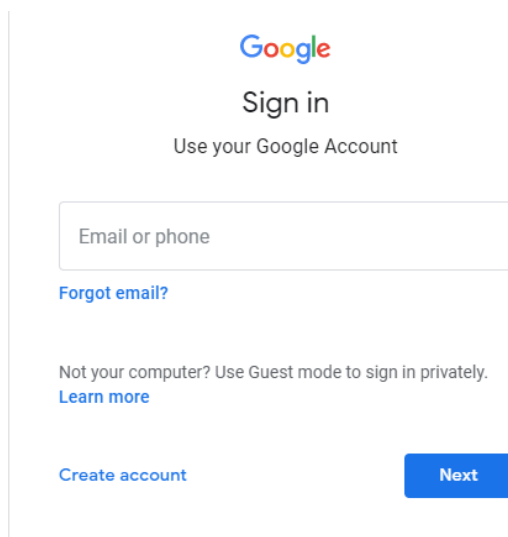
1. Click on the link below or enter it in your Browser

<https://accounts.google.com/>

2. Write your child's **LGFL log in** before **@gsuite.st-thomascanterbury.merton.sch.uk**

Example:

Stor232.315@gsuite.st-thomascanterbury.merton.sch.uk



Google
Sign in
Use your Google Account

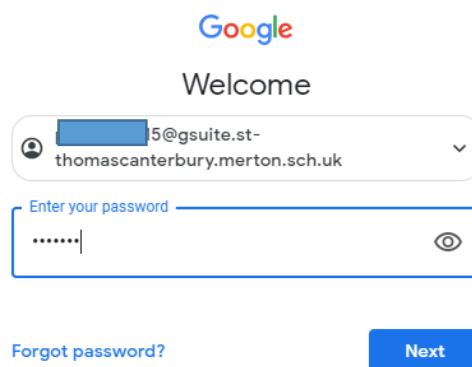
Email or phone

[Forgot email?](#)

Not your computer? Use Guest mode to sign in privately.
[Learn more](#)

[Create account](#) [Next](#)

3. Click Next
4. Password – enter your child's LGFL password



Google
Welcome

Stor232.315@gsuite.st-thomascanterbury.merton.sch.uk


Enter your password

.....|

[Forgot password?](#) [Next](#)

For example: **along5**

5. Click **Accept**


Welcome to your new account

Welcome to your new account: parkl232.315@gsuite.st-thomascanterbury.merton.sch.uk. Your account is compatible with many [Google services](#), but your gsuite.st-thomascanterbury.merton.sch.uk administrator decides which services you may access using your account. For tips about using your new account, visit the [Google Help Center](#).


When you use Google services, your domain administrator will have access to your parkl232.315@gsuite.st-thomascanterbury.merton.sch.uk account information, including any data you store with this account in Google services. You can learn more [here](#), or by consulting your organization's privacy policy, if one exists. You can choose to maintain a separate account for your personal use of any Google services, including email. If you have multiple Google accounts, you can [manage which account you use](#) with Google services and [switch between them](#) whenever you choose. Your username and profile picture can help you ensure that you're using the intended account.

If your organization provides you access to the G Suite [core services](#), your use of those services is governed by your organization's G Suite agreement. Any other Google services your administrator enables ("Additional Services") are available to you under the [Google Terms of Service](#) and the [Google Privacy Policy](#). Certain Additional Services may also have [service-specific terms](#). Your use of any services your administrator allows you to access constitutes acceptance of applicable service-specific terms.

Click "Accept" below to indicate that you understand this description of how your parkl232.315@gsuite.st-thomascanterbury.merton.sch.uk account works and agree to the [Google Terms of Service](#) and the [Google Privacy Policy](#).

[Accept](#)

6. Click **Continue**


Google Classroom
Classroom helps classes communicate, save time, and stay organized.
[Learn more](#)


ker
s@gsuite.st-thom...


[CONTINUE](#)

By joining, you agree to share contact information with people in your class. [Learn more](#)

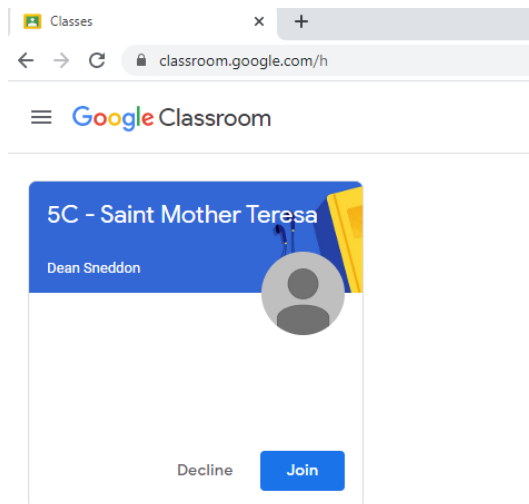
7. Click on **I'm a student**

Pick your role


I'M A STUDENT


I'M A TEACHER

8. Click **Join**



Your child will be in his Google Classroom. He/She should be able to see a message from his/her teacher.